





scan QR code
for catalogue

Student Name: _____ Date: _____

Trace the letter 'z' and colour the 'z' with the help of cotton bud.



Trace letter 'z'






scan QR code
for catalogue

Student Name: _____ Date: _____

Circle the picture start with letter 'z'.





Student Name: _____ Date: _____

Cut the black stripes of paper and paste it on letter 'z'.

'z' is for zebra.




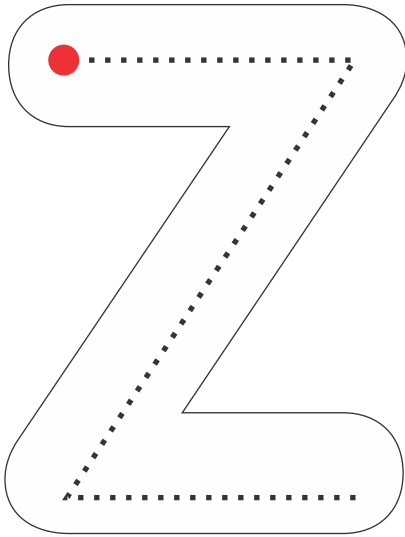
Trace letter 'z'





Student Name: _____ Date: _____

Trace the letter 'z' and help zebra to find and circle the letter 'z'.



	a	z	b	c	z	f	
z	g	h	z	i	j	k	z
m	z	o	p	q	z	r	
s	t	u	z	x	y	z	
z	d	e	z	f	k		


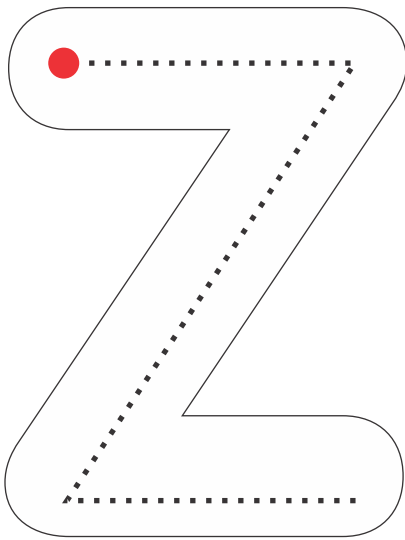


scan QR code
for catalogue

Student Name: _____ Date: _____

Colour the zoo and trace the letter 'z'.

'z' is for zoo.



Tracing practice area with four rows of horizontal lines. Each row contains four dashed lowercase 'z' characters for tracing, each with a red starting dot at the top left.